

Representative Jerome Zeringue  
Chairman



Representative Francis Thompson  
Vice Chairman

# Fiscal Year 2023 Executive Budget Review Louisiana Judiciary

House Committee on Appropriations  
House Fiscal Division

*April 4, 2022*

Budget Analyst: Jamie Tairov; Attorney: Stephanie Little

# TABLE OF CONTENTS



This presentation was produced by the House Fiscal Division of the Louisiana House of Representatives.

900 N. 3<sup>rd</sup> Street  
Baton Rouge, LA 70802  
[house.louisiana.gov/housefiscal/](https://house.louisiana.gov/housefiscal/)

All data and figures were obtained from the governor's Fiscal Year 2022-2023 Executive Budget and Supporting Documents provided by the Office of Planning and Budget within the Division of Administration along with the Judicial Appropriations Bill as provided by the Louisiana Supreme Court, unless otherwise noted.  
<https://www.doa.la.gov/doa/opb/budget-documents/>

Topic	Page
Judiciary Organization	3
Supreme Court Justices	4
Jurisdictions and Maps	5
Historical Spending	8
Sources of Funding	9
Funding Comparison	10
Expenditures by Court Level	11
How Courts are Funded in the Bill	12
Judicial Financial Reporting	13
Judicial Branch Contacts	15

# JUDICIARY ORGANIZATION

- The Louisiana Constitution distributes governmental powers among three separate branches: Legislative, Executive, and Judicial
- The Judicial Branch is charged with interpretation and application of laws and is granted the power to issue writs and orders of process in aid thereof
- This branch is comprised of a supreme court, courts of appeal, district courts, and other courts authorized by the constitution
- There are a total of 368 judges that preside over state and local courts

## Louisiana Supreme Court

Courts  
of  
Appeal

District Courts

Other Courts

Five  
Circuit  
Courts

District  
Courts

Criminal  
and Civil  
Courts of  
Orleans

Juvenile  
and  
Family  
Courts

City  
Courts

Municipal  
Courts

Traffic  
Courts


Parish  
Courts

# LOUISIANA SUPREME COURT JUSTICES




1<sup>st</sup> District

Louisiana Supreme Court  
Associate Justice William J. Crain




6th District

Louisiana Supreme Court  
Chief Justice John L. Weimer



2nd District

Louisiana Supreme Court  
Associate Justice Scott J. Crichton



3rd District

Louisiana Supreme Court  
Associate Justice James T. Genovese



4th District

Louisiana Supreme Court  
Associate Justice Jay B. McCallum



5th District

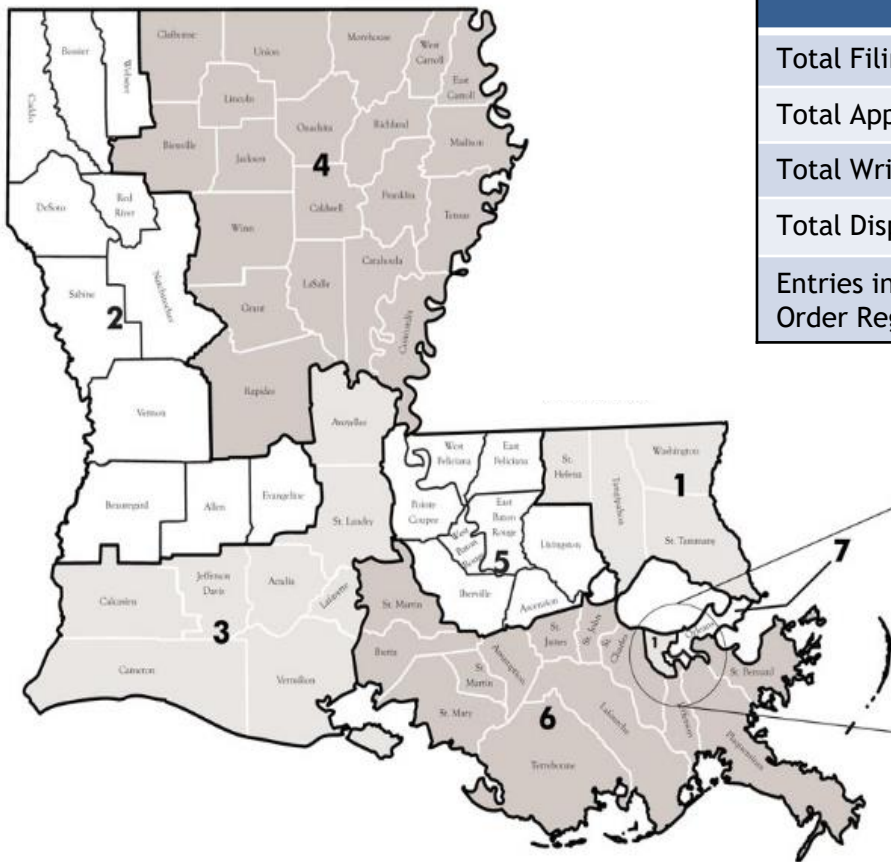
Louisiana Supreme Court  
Associate Justice Jefferson D. Hughes III



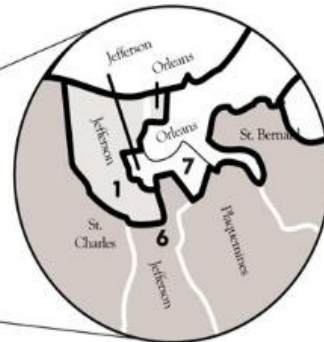
7th District

Louisiana Supreme Court  
Associate Justice Piper D. Griffin

# SUPREME COURT



Performance Information	2019	2020	2021
Total Filings	2,096	1,506	1,994
Total Appeals Filed	5	4	3
Total Writs Filed	1,906	1,300	1,991
Total Dispositions Rendered	2,183	1,704	1,869
Entries in Louisiana Protective Order Registry	28,044	25,696	28,946



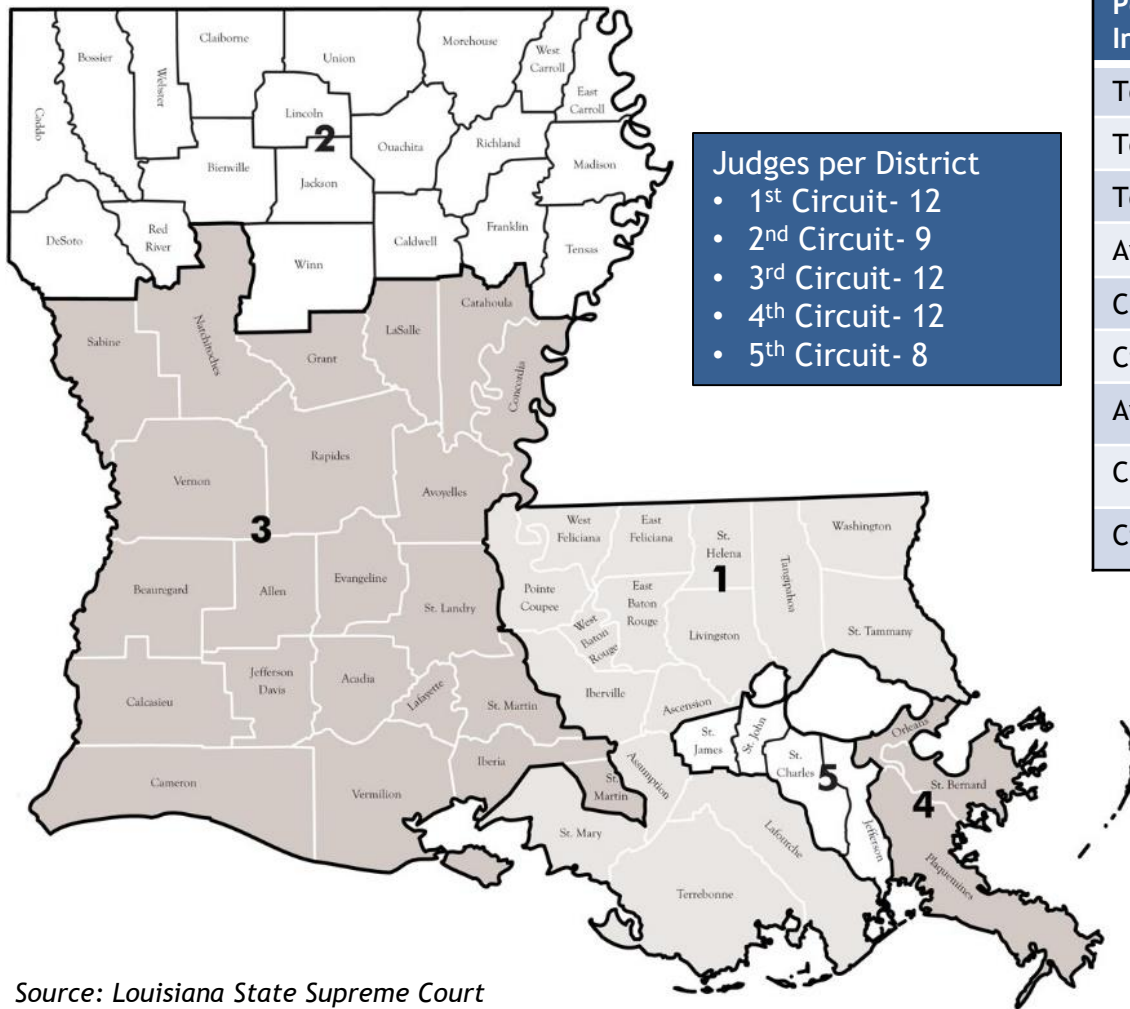
The Supreme Court is Louisiana's highest court.

It is domiciled in the city of New Orleans.

In addition to hearing cases, the Supreme Court establishes procedural and administrative rules for Louisiana courts, regulates the legal profession, promulgates and updates the Code of Judicial Conduct.

*Source: Louisiana State Supreme Court*

# COURTS OF APPEAL



Performance Information	2019	2020	2021
Total appeals filed	1,702	1,191	1,322
Total writs filed	3,364	2,364	3,168
Total dispositions	4,259	3,753	4,691
Average number of days from filing to argument:			
Criminal cases	148	174	190
Civil cases	153	166	148
Average number of days from argument to opinion:			
Criminal cases	44	51	46
Civil cases	48	55	51

Louisiana has established the intermediate courts of appeal between the district courts and the Supreme Court

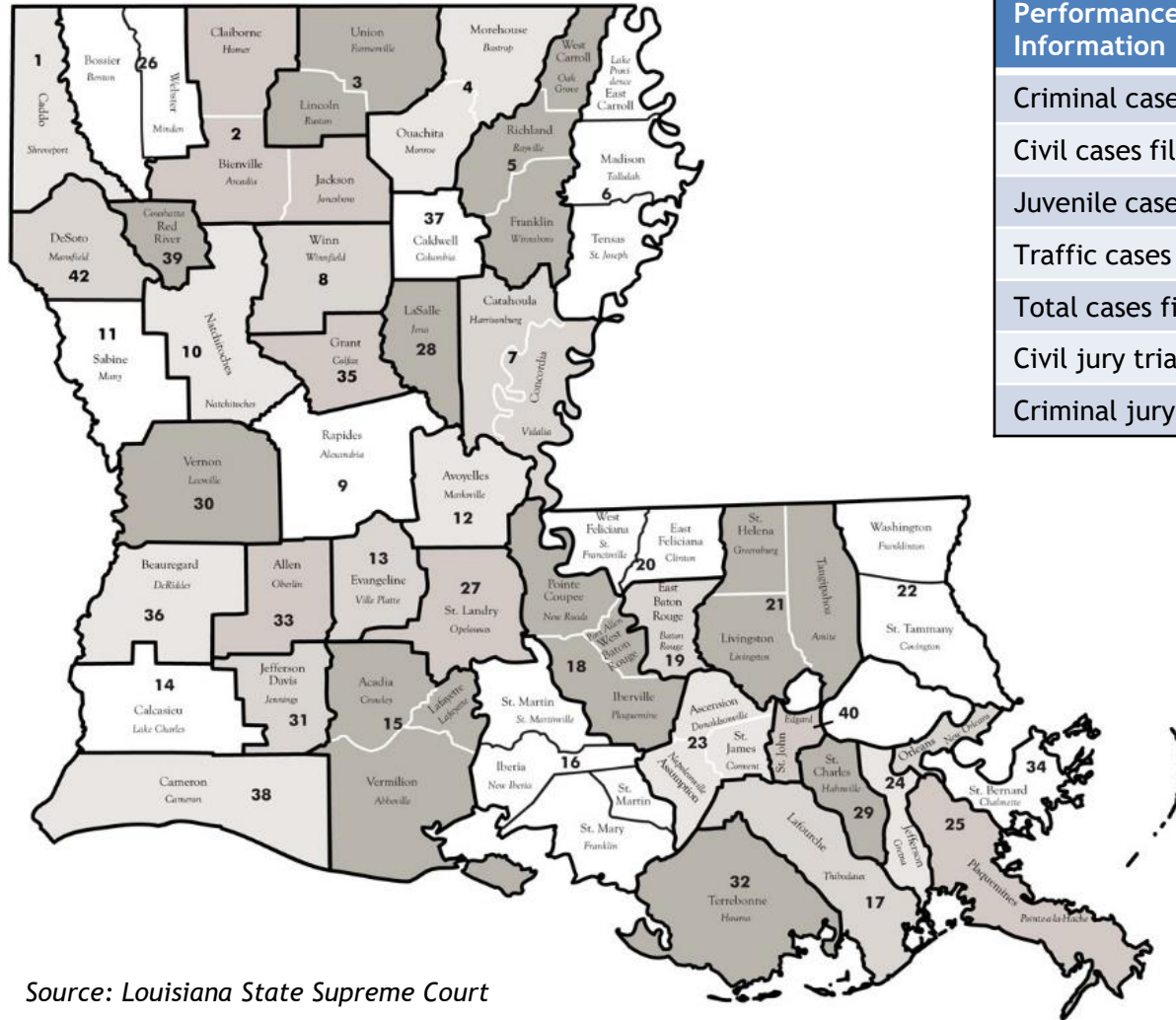
There are 5 Courts of Appeal

Judicial terms on the Courts of Appeal are 10 years

Source: Louisiana State Supreme Court



# DISTRICT COURTS



Performance Information	2019	2020	2021
Criminal cases filed	143,401	119,245	124,635
Civil cases filed	140,781	117,167	124,423
Juvenile cases filed	23,134	17,915	18,882
Traffic cases filed	341,452	252,909	225,351
Total cases filed	648,768	507,236	493,291
Civil jury trials	176	38	101
Criminal jury trials	445	152	276

Louisiana has 42 judicial districts

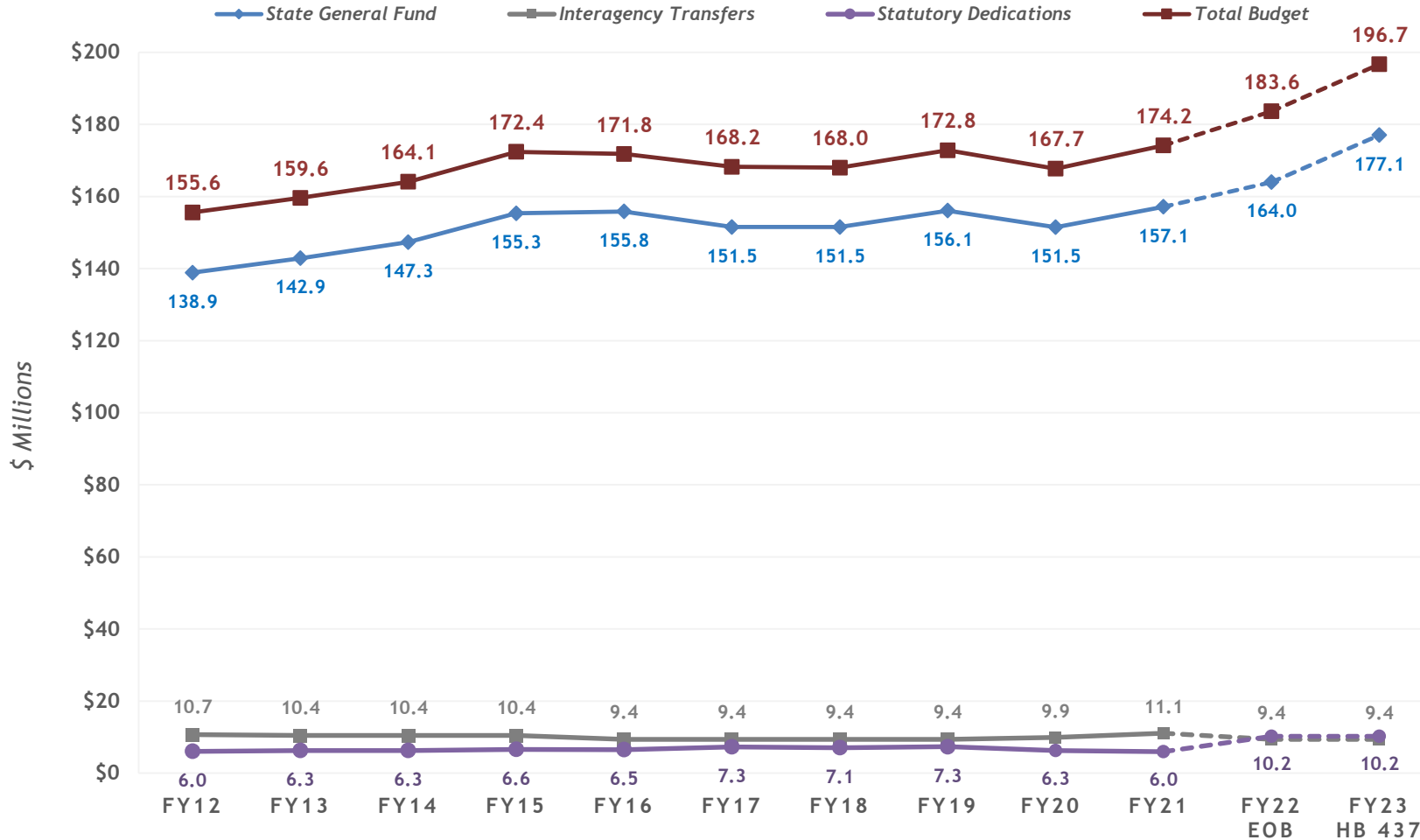
Each district contains at least one parish and has at least one judge

Each district elects a chief judge

Judicial terms on district courts are six years

Source: Louisiana State Supreme Court

# HISTORICAL SPENDING



## 10 Year Spending Change

Total 1.3%

SGF 1.4%

IAT <1%

SD (<1%)



# SOURCES OF FUNDING IN HB 437

## State General Fund

**\$177.1 M**

The chief operating fund of the State recognized by the Revenue Estimating Conference from various taxes, licenses, fees, and other revenue sources except for those identified as other means of financing

## Interagency Transfers

**\$9.4 M**

From the Department of Children and Family Services federal Temporary Assistance for Needy Families (TANF) funds:

- \$5,400,000 for expenses of Drug and Specialty Court programs
- \$3,992,850 for the expenses of the Court Appointed Special Advocates (CASA) program

## Statutory Dedications

**\$10.2 M**

**\$6,223,724 out of the Judges Supplemental Compensation Fund:**

- Used for salary supplements to judges and commissioners, administrative expenses for the board, and state or municipal retirement funds
- The source is a fee collected on civil court filings

**\$4,017,201 out of the Case Management Information System Fund:**

- Used to provide a statewide information system for tracking and managing criminal, civil, juvenile, traffic, and appellate cases, as well as protective orders and information from the Department of Public Safety and Corrections
- The source is a fee assessed on all criminal and traffic convictions as provided under C.Cr.P.887(F)

# FUNDING COMPARISON

Means of Finance	FY22 Existing Operating Budget 12/1/21	FY 23 Executive Funding Recommendation	FY 23 HB 437 Requested Budget	Change Existing Operating Budget to Recommendation		Change Existing Operating Budget to Requested	
SGF	\$ 164,008,439	\$ 171,739,107	\$ 177,060,974	\$ 7,730,668	4.5%	\$ 13,052,535	8.0%
IAT	9,392,850	9,392,850	9,392,850	0	0.0%	0	0.0%
FSGR	0	0	0	0	0.0%	0	0.0%
Stat Ded	10,240,925	10,240,925	10,240,925	0	0.0%	0	0.0%
Federal	0	0	0	0	0.0%	0	0.0%
<b>Total</b>	<b>\$ 183,642,214</b>	<b>\$ 191,372,882</b>	<b>\$ 196,694,749</b>	<b>\$ 7,730,668</b>	<b>4.0%</b>	<b>\$ 13,052,535</b>	<b>7.1%</b>

## State General Fund Comparing EOB to Executive Recommendation

\$4.3 M - Increase in funding to address shortfalls in related benefits for staff and judges

\$1.9 M - 2.5% annual increase in salaries for the judges of the Supreme Court, courts of appeal, and district courts, as well as the state-paid salaries of the judges of city courts and parish courts in accordance with Act 178 of the 2019 Regular Legislative Session

\$1.2 M - increase to eliminate the deficits in the CASA and Drug & Specialty Court Programs

\$360,000- increase to expand the Drug & Specialty Court Program

## State General Fund Comparing EOB to Judicial Request (HB 437 Original)

\$3.0 M - increases for mandated items, such as a 2.5% increase in judges salaries, related benefits for State Courts, the state's share of related benefits to lower courts, and offices expenses as required by statute

\$3.7 M - for eliminating deficits in the Court-Appointed Special Advocates (CASA) program, Drug and Specialty Courts, the LA Protective Order Registry, Families in Need of Services (FINS), and the judges salary and benefit fund

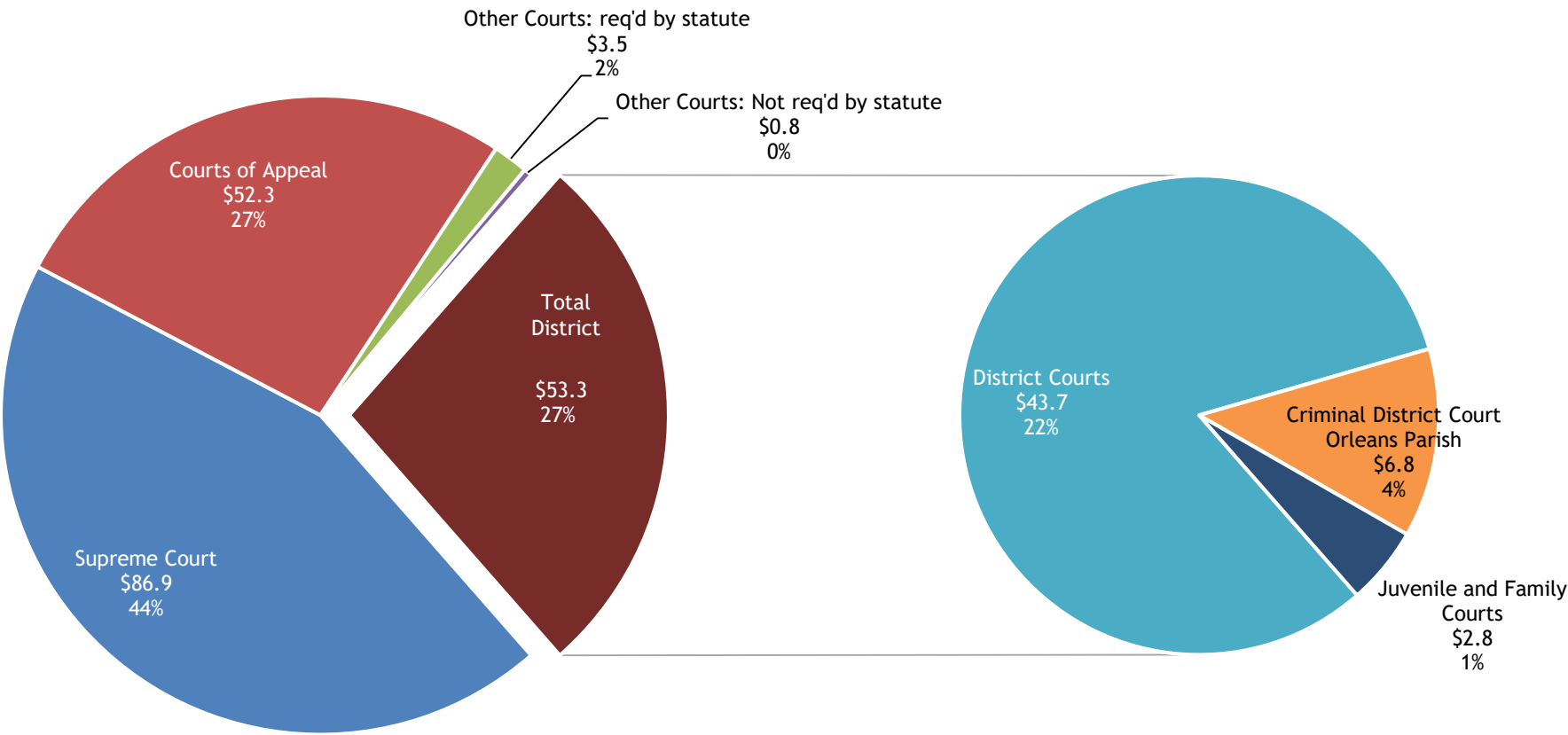
\$3.5 M - staff merit increase of 4% and related benefits increase

\$3.0 M - increases to staff OGB and retirement rates, IT maintenance, inflation, expansion of Drug and Specialty Courts, and parking expenses

# EXPENDITURES BY COURT

FY 2022-23 Total Budget Requested \$196.7 million

(In \$ Millions)



# HOW COURTS ARE FUNDED IN HB437

Fully Funded	Partially Funded	Not Funded
<p><b>Supreme Court entities:</b></p> <ul style="list-style-type: none"> <li>• Salaries and benefits of 7 Justices</li> <li>• Salaries and benefits of staff, Judicial Administrators Office, and Judiciary Commission</li> <li>• Office expenses and building maintenance of the Supreme Court, Judicial Administrator, and the Judiciary Commission</li> <li>• Law Library of Louisiana</li> <li>• Retired Judge Compensation, salaries and expenses of transferred judges, and widows pensions</li> <li>• Judicial College</li> <li>• Civil commitment matters</li> <li>• Paul M. Hebert Law Center for record storage</li> <li>• Louisiana Protective Order Registry</li> <li>• Families in Need of Services Program</li> <li>• Drug and Specialty Court Programs</li> <li>• CASA Programs</li> </ul> <p><b>Courts of Appeal (5 Circuits):</b></p> <ul style="list-style-type: none"> <li>• Salaries and benefits of 53 Judges</li> <li>• Salaries and expenses of operation and maintenance of each of the 5 circuit courts</li> </ul> <p><b>District Courts:</b></p> <ul style="list-style-type: none"> <li>• Salaries and benefits of 191 District Judges</li> <li>• Salaries and benefits of 27 Judges of Civil and Criminal District Courts, Orleans Parish</li> <li>• Salaries and benefits of 2 Court Reporters in the 20<sup>th</sup> JDC</li> <li>• Salaries of 17 Juvenile and Family Court Judges</li> </ul>	<p><b>District Courts:</b></p> <ul style="list-style-type: none"> <li>• Office and travel expense reimbursement not to exceed \$5,000 per judge per year, prorated if a judge presides over more than one parish</li> <li>• Expenses of Clerk of Civil District Court, Orleans</li> <li>• Salaries of commissioners of the 19<sup>th</sup> and 15<sup>th</sup> JDCs</li> <li>• Judicial Expense Fund of the 19<sup>th</sup>, 15<sup>th</sup>, and 10<sup>th</sup> JDCs for office expenses</li> <li>• Law clerk salary of the 20<sup>th</sup> JDC</li> <li>• Salaries and benefits of 17 minute clerks, 30 court reporters, 4 commissioners, Judicial Administrator and assistants, 13 law clerks, and 4 secretaries of Criminal District Court, Orleans Parish</li> <li>• Expenses of the Sanity Commission and the Board of Jury Commissioners, Criminal District Court, Orleans Parish</li> </ul> <p><b>Other Courts- required by statute:</b></p> <p>Salaries of 60 City Court Judges, 7 Municipal and Traffic Court Judges and 1 Parish Court Judge partially funded based on a formula</p> <p><b>Other Courts- not required by statute:</b></p> <ul style="list-style-type: none"> <li>• Orleans Parish Juvenile Court Reporters salaries</li> <li>• Judges' Assistance Program</li> <li>• Orleans Parish Juvenile Protective Care Monitoring Program</li> </ul>	<p>All expenses of District, City, Traffic, and Parish Courts not expressly funded in the appropriations bill, including building maintenance, staff salaries and benefits, and operating expenses</p>

# JUDICIAL FINANCIAL REPORTING

Per Act 116 of the 2021 Regular Session, the Judicial Appropriations Bill, the Supreme Court is required to collect revenue and expenditure data from all courts that receive funding in the bill, including District Courts, City Courts and Courts of Appeal. Data reported below is for FY 2020-2021.

Revenue	City Courts		District Courts		Courts of Appeal		Grand Total	
	Amount	Percent	Amount	Percent	Amount *	Percent	Amount	Percent
State Judiciary Appropriations	\$3,609,944	5.7%	\$55,439,599	32.4%	\$47,672,641	96.92%	\$106,722,184	37.6%
Local sources	\$39,171,255	62.2%	\$75,443,458	44.0%	\$0	0.00%	\$114,614,713	40.4%
Bail bond, court costs fees, and contempt	\$8,027,544	12.7%	\$7,118,267	4.2%	\$0	0.00%	\$15,145,811	5.3%
Service and special revenue fees	\$7,288,751	11.6%	\$14,380,235	8.4%	\$46,280	0.09%	\$21,715,266	7.7%
Civil	\$4,505,919	7.2%	\$12,873,387	7.5%	\$834,652	1.70%	\$18,213,958	6.4%
Other grants	\$274,209	0.4%	\$5,685,944	3.3%	\$129,732	0.26%	\$6,089,885	2.1%
Interest, other revenue	\$110,568	0.2%	\$375,655	0.2%	\$503,608	1.02%	\$989,831	0.3%
<b>Total Revenue</b>	<b>\$62,988,190</b>	<b>100.0%</b>	<b>\$171,316,545</b>	<b>100.0%</b>	<b>\$49,186,913</b>	<b>100.0%</b>	<b>\$283,491,648</b>	<b>100.0%</b>

Expenses	City Courts		District Courts		Courts of Appeal		Grand Total	
	Amount	Percent	Amount	Percent	Amount *	Percent	Amount	Percent
Judge salaries	\$10,216,547	17.2%	\$40,426,676	24.6%	\$8,124,978	16.96%	\$58,768,201	21.6%
Employee salaries and related benefits/costs	\$38,474,884	64.6%	\$96,345,149	58.7%	\$32,821,516	68.53%	\$167,641,549	61.7%
Judge travel and support expenses	\$767,757	1.3%	\$1,672,424	1.0%	\$594,557	1.24%	\$3,034,738	1.1%
Employee travel and support expenses	\$391,291	0.7%	\$910,126	0.6%	\$193,453	0.40%	\$1,494,870	0.6%
Office supplies, services, and expenses	\$4,606,757	7.7%	\$8,667,797	5.3%	\$2,745,212	5.73%	\$16,019,766	5.9%
Professional services	\$2,184,259	3.7%	\$3,808,361	2.3%	\$186,401	0.39%	\$6,179,021	2.3%
Intergovernmental support	\$426,066	0.7%	\$1,477,934	0.9%	\$0	0.00%	\$1,904,000	0.7%
Specialty court expenses	\$232,675	0.4%	\$5,678,394	3.5%	\$0	0.00%	\$5,911,069	2.2%
Building services and maintenance	\$2,219,477	3.7%	\$4,679,686	2.9%	\$1,484,492	3.10%	\$8,383,655	3.1%
Other expenses	\$31,545	0.1%	\$450,805	0.3%	\$1,743,705	3.64%	\$2,226,055	0.8%
<b>Total Expenses</b>	<b>\$59,551,258</b>	<b>100.0%</b>	<b>\$164,117,352</b>	<b>100.0%</b>	<b>\$47,894,314</b>	<b>100.0%</b>	<b>\$271,562,924</b>	<b>100.0%</b>

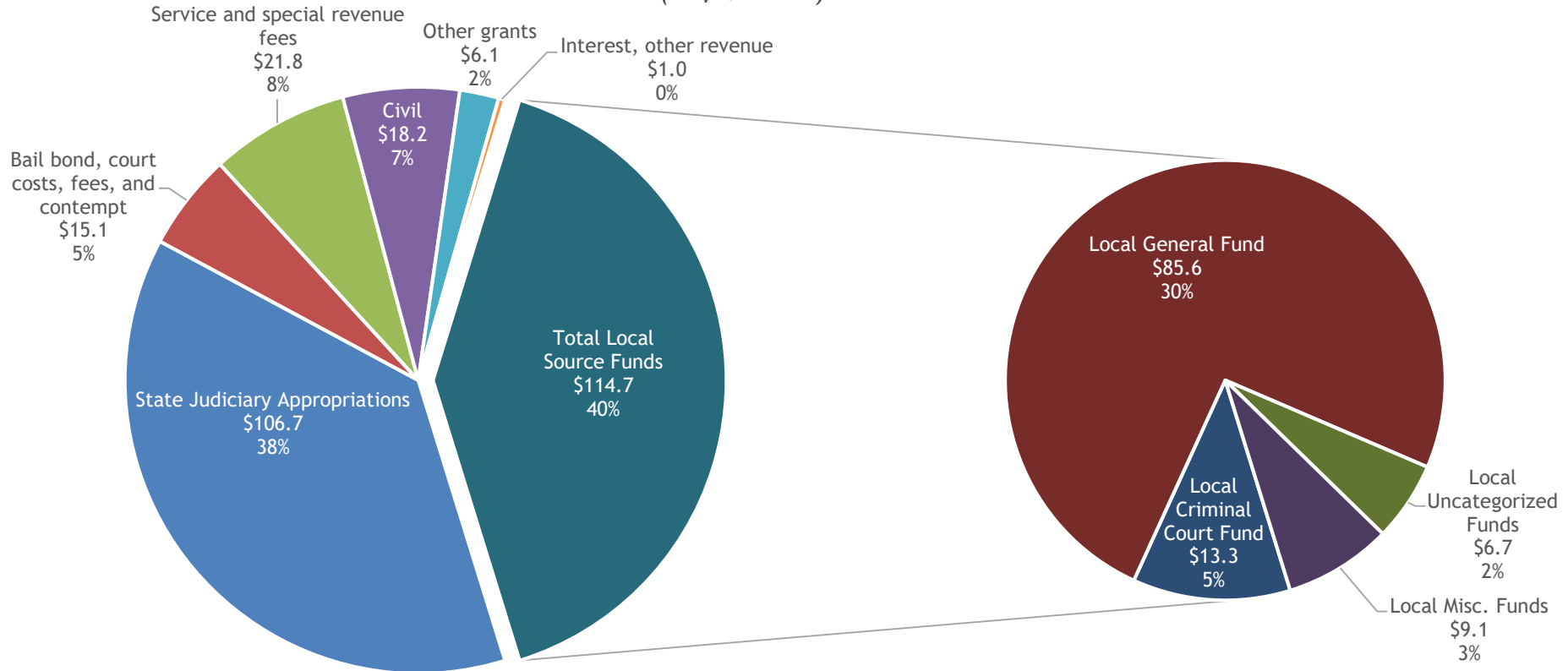
\* Judges salaries for the Courts of Appeal were not included in the report from the Judiciary, therefore the amounts were pulled from the Judicial Appropriations Bill for FY 22 (Act 116).

Source: Act 116 of 2021 Uniform Court Budget Documents, Louisiana Supreme Court and House Fiscal Division

# JUDICIAL FINANCIAL REPORTING

FY 21 Total Court Revenue \$283.5 M


(In \$ Millions)



Source: Act 116 of 2021 Uniform Court Budget Documents, Louisiana Supreme Court



# JUDICIARY CONTACTS



**Hon. John L. Weimer**  
*Chief Justice*  
Resquivel@lasc.org

---

**Darryl Schultz**  
*Intergovernmental Relations*  
dschultz@lasc.org

---

---

**Bryan Wolff**  
*Chief Financial Officer*  
bwolff@lasc.org

---